

2026

SDX 290



Sea Ray 

BUILT FOR FUN

Designed for all-day entertaining, the SDX® 290 offers luxurious amenities paired with powerful propulsion and precision handling. It provides a truly exceptional boating experience ideal for relaxing out on the waves or feeling the adrenaline rush of watersports.

The versatile cockpit features a standard wet bar, comfortable seating and plenty of storage space. The intuitive helm makes pleasure cruising, or towing a wakeboarder, effortless. Well-equipped for fun from bow to stern, the SDX 290 presents endless possibilities.





2026 SDX 290

Sea Ray

STANDARD SPECIFICATIONS



STANDARD PROPULSION

Mercury® MerCruiser® 6.2L MPI ECT
Bravo Three® with DTS (300 hp / 224 kW)



CRUISING SPEED

25–26 mph / 40–42 kph



WIDE OPEN THROTTLE (WOT)

46–47 mph / 74–76 kph



FUEL CAPACITY

81 gal / 307 L



RANGE

160 mi / 257 km (cruising speed)
117 mi / 188 km (WOT)



LENGTH OVERALL

29'2" / 8.89 m without anchor
30'3" / 9.22 m with anchor



BEAM

9'0" / 2.74 m



BRIDGE CLEARANCE

4'9" / 1.45 m without tower
8'11" / 2.72 m with tower (optional)



DRAFT

39" / 99 cm (sterndrive down)
26" / 66 cm (sterndrive up)



DRY WEIGHT

6,852 lb / 3,108 kg



WATER READY WEIGHT

7,542 lb / 3,421 kg (fully optioned)



DEADRISE

21°



WATER CAPACITY

20 gal / 76 L



HOLDING TANK

10 gal / 38 L (optional)



YACHT CERTIFIED



1) Speed determined by GPS. Fuel consumption based on total usage by engines. MPG computed from MPH and GPH. Range based on 90% of total fuel capacity.

2) The performance data shown is valid only for the specific boat tested and the conditions that existed when the test was performed. Many factors may affect performance, including but not limited to, installation of certain options; vessel loading and trim; weather and sea conditions; and engine, propeller, and hull bottom conditions. Sea Ray makes no guarantee whatsoever that this performance will be repeated on this boat at a later date and/or at any time on a similarly equipped boat.




2026 SDX 290

Sea Ray®



COLORS & MATERIALS

EXTERIOR COLOR SCHEMES



Arctic White (*standard*)



Onyx Black



Horizon




Sea Ray Blue



Quantum Blue



Kingfisher Teal



Neo Mint Green



Rally Red


VINYL UPHOLSTERY COLORS



Ivory (*standard*)
White base with brown accents



Dune
Tan base with brown accents




Stone
Light gray base with gray accents

CANVAS



Sunbrella® Black

BOW & COCKPIT FLOORING



Non-skid fiberglass (*standard*)



SeaDek® – Brown



SeaDek® – Gray




Infinity woven vinyl – Brown



Infinity woven vinyl – Gray

SWIM PLATFORM FLOORING



Non-skid fiberglass (*standard*)



SeaDek® – Brown



SeaDek® – Gray



BUILD YOUR BOAT

Click or scan the QR code to build your dream Sea Ray.

STANDARD FEATURES

HULL & DECK

- Bow & Stern Eyes, Stainless Steel
- Bow Locker: Integral Fiberglass Hatch with Stainless Steel Hardware; Concealed Four Step Bow Boarding Ladder & Anchor Storage – Foredeck
- Cleats, Thru-Bolted (6), 8" Stainless Steel
- Deck, Fuel Fill Plate – Stainless Steel
- Drain Plug, Brass-Threaded – Garboard
- Hardware, Stainless Steel
- Light, Navigation – Stainless Steel
- Light, Stern – Removable
- Rub Rail, White PVC with Stainless Steel Insert
- Ski Tow Eye, Stainless Steel
- Swim Platform, Integral with Undermount Stainless Steel Four-Step Swim Ladder
- Ventilation System, Engine Compartment with Stainless Steel Grills
- Windshield, Tempered/Tinted Glass with Walk-Thru & Stainless Steel Latch

COCKPIT

- Cooler, Insulated – Built-In – Bow
- Cooler Storage
- Cup Holders, Stainless Steel with Rubber Inserts
- Dash, Custom Upholstered Visor
- Door, Bow Block-Off – Acrylic
- Door, Transom – Acrylic
- Floor, Finished Fiberglass
- Glove Box, Lockable – Helm (Port)
- Grab Handles – Stainless Steel
- Lighting, Courtesy, White LED
- Outlet, 12V Accessory & USB
- Step, Fold-Down Entry – Starboard

- Storage, Bow In-Floor Fiberglass with Vinyl Matting & Gas-Assisted Lid
- Storage, Cockpit, Lockable, In-Floor Fiberglass with Rubber Matting & Gas-Assisted Lid
- Storage, Transom Accessible, with Rubber Matting & Gas Assisted Hatch
- Storage, Under Bow Seats – Fiberglass (Port & Starboard)
- Storage, Under Helm (Starboard) with Lighting & Lockable Door
- Table, Cockpit with Dedicated Storage
- Vinyl, Marine-Grade with Mildew & UV Protection
- Wet Bar with Integral Sink & Faucet

HEAD COMPARTMENT

- Fiberglass Lockable Door
- Light
- Molded Fiberglass Liner
- Non-Skid Floor Treatment
- Opening Portlight
- Sink & Vanity Storage
- Solid-Surface Countertop

SEATING

- Bow with Port & Starboard Loungers, Hinged Cushions & Fold-Down Armrests
- Helm Seat with Convertible Backrest, Flip-Up Thigh Rise & Sliding Base
- Port Companion Seat with Convertible Backrest & Flip-Up Thigh Rise
- Aft L-Shaped with Hinged Port Cushions & Storage Below
- Reclining Aft-Facing Transom Loungers

TECHNICAL

ELECTRICAL

- Battery On/Off Switch, Dual with 2 Trays
- Fuse Block
- Wiring, Color-Coded with Chafe Protection

FUSION® AUDIO SYSTEM

- Apollo™ SRX400 AM/FM stereo
 - Bluetooth™
 - Digital Signal Processing (DSP)
 - Wi-Fi audio streaming with Apple AirPlay® 2
 - XS Series speakers (6.5") – 2 pairs

HELM

- Alarms, Engine – Oil & Water (Audible)
- Horn
- Instrumentation, Custom Sea Ray® SmartCraft® Diagnostics
 - Bezels, Chrome
 - Gauge, Fuel
 - Gauge, Trim
 - Lenses, Glass
 - Lighting, Low-Glare – Blue
 - Speedometer
- System Tachometer with Digital Monitoring for Depth, Engine Alarms/Hours, Fuel Consumption/Usage, Oil Pressure, Trim Level & Voltage
- SmartCraft® Digital Throttle & Shift (DTS) with Trim Switch & Ignition Cutout Switch
 - Active Trim speed-based automatic engine trim system with integrated GPS
 - Engine Start / Stop
- Steering, Power-Assisted Tilt Wheel
- Switch Panel with Weatherproof Lighted Chrome Toggle Switches, Backlit
- Tilt & Trim, Power

MECHANICAL

BILGE

- Bilge Pump, 1100 GPH 12V Automatic
- Blower, 12V Bilge
- Fire Extinguisher Discharge Port
- Oil Filter – Remote

FUEL SYSTEM

- Evaporative Emissions Fuel System
- Fuel Lines, USCG – Type A-1
- Fuel Tank with Mechanical Anti-Siphon Valve & Electric Sending Unit

UNDERWATER GEAR

- Propellers, Stainless Steel
- Trim Tabs, Hydraulic

WATER SYSTEM

- Pressure Water System: Pullout Sprayers (3) – Bow, Transom & Head
- Water Tank (20 Gallon)

OPTIONS & ACCESSORIES

PROPULSION

- Mercury® MerCruiser® 6.2L MPI ECT*
Bravo Three® SeaCore®** with DTS
(300 hp / 224 kW)
- Mercury® MerCruiser® 6.2L MPI ECT*
Bravo Three® with DTS
(350 hp / 261 kW)
- Mercury® MerCruiser® 6.2L MPI ECT*
Bravo Three® SeaCore®** with DTS
(350 hp / 261 kW)
- Mercury® MerCruiser® 8.2L MAG ECT*
Bravo Three X® with DTS
(380 hp / 283 kW)
- Mercury® MerCruiser® 8.2L MAG ECT*
Bravo Three X® SeaCore®** with DTS
(380 hp / 283 kW)

* Non-catalyzed engines available for select international markets. Consult your local dealer for availability.

** SeaCore® Freshwater Cooling System replaces raw water cooling system

UPHOLSTERY, INTERIOR, SEATING & FLOORING

- Filler cushion (bow)
- Head, interior upgrade with vanity cabinet & hammered bronze countertop
- SeaDek Flooring – Bow & Cockpit
- Snap-In Infinity Woven Vinyl Flooring – Bow & Cockpit
- Swim platform flooring, SeaDek® (glue-down)
- Table, Plastic – Bow with Dedicated Storage

- Table with dedicated storage, teak (cockpit)
- Transom Sunpad (In Lieu of Loungers)

TOPS & CANVAS

- Bimini Top & Boot with Stainless Steel Ball & Socket Hardware
- Canvas Package For Bimini Top
 - Cockpit and tonneau cover
 - Front visor with isinglass
 - Side curtains with isinglass
 - Aft curtain with isinglass
 - Storage bag
- Cockpit Cover with Tonneau Cover
- Full Forward Bimini Top & Boot (N/A with Optional Tower)
- Mooring Cover
- Watersports tower, manual with integrated Bimini top – black or white

TECHNICAL

ELECTRONICS

- Simrad RS40 VHF Radio with Antenna

FUSION® PREMIER AUDIO SYSTEM UPGRADE

- Apollo™ RA770 AM/FM stereo
 - Apollo™ Series amplifier, 6-channel (1800W)
 - Bluetooth™
 - Digital Signal Processing (DSP)
 - NRX300 remote unit (transom)
 - Apollo™ Series speakers (6.5") – 3 pairs
 - Apollo™ Series subwoofer (10")
 - Wi-Fi audio streaming with Apple AirPlay® 2

HELM

- Digital Dash (9")
 - Active Trim control & monitoring
 - Chartplotter with preloaded charts (North America only)
 - Mercury Marine® SmartCraft® Connect
 - Simrad® NSX® 9" touchscreen display
 - Transducer with depth, water temperature & fishfinder
- Digital Dash (12")
 - Active Trim control & monitoring
 - Chartplotter with preloaded charts (North America only)
 - Mercury Marine® SmartCraft® Connect
 - Simrad® NSX® 12" touchscreen display
 - Transducer with depth, water temperature & fishfinder

TRAILERS

- Trailer Tandem Axle with Bunks & Tandem Axle Disc Brakes (Galvanized)
- Trailer Tandem Axle with Bunks & Tandem Axle Disc Brakes (Painted)

ADDITIONAL OPTIONS

- Anchor, stainless steel (only available with windlass option)
- C E Option Group
- Cockpit Coolbox
- Cockpit Electric Grill (Requires Shore Power & Inverter)
- Cockpit Refrigerator – 12v
- Docking Lights
- Fender clips, quick connect (6)
- Fire Suppression System (FM200) Automatic
- Flagpole with Base & US Flag

- Gray Water System
- High Altitude Prop
- Inverter – 12v To 120v/60 Cycle
- Inverter – 12v To 220v/50 Cycle
- Lighting, underwater (thru-hull) – blue or white
- Lighting package, LED – blue or white
- Macerator with Seacock Interlock System
- On Board Battery Charger – 120v/60 To 12v
- On Board Battery Charger – 220v/50 To 12v
- Pump-Out Head
- Shore Power Package with Converter & Cord – 120v/60
- Shore Power Package with Converter & Cord – 220v/50
- Swim platform with manual submersible step
- Tower Accent Panels
- Tower Speakers (Includes 2 Fusion® 8.8" Signature Series Can Speakers & Apollo™ Series 4-Channel 1200W Amplifier) (Only Available with Tower & Stereo Upgrade Options)
- Transom Trim Switch
- VacuFlush Head System with Holding Tank
- Windlass with rope, chain & galvanized anchor

PACKAGES

ELITE PACKAGE

- Digital Dash (9")
- Fender clips, quick connect (6)
- Lighting package, LED – blue or white
- Swim platform flooring, SeaDek® (glue-down)
- Swim platform with manual submersible step
- Watersports tower, manual with integrated Bimini top – black or white

ELITE PLUS PACKAGE

Elite Package included

- Anchor, stainless steel
- Digital Dash (12")
- Filler cushion (bow)
- Fusion® Premier audio system upgrade
- Head, interior upgrade with vanity cabinet & hammered bronze countertop
- Lighting, underwater (thru-hull) – blue or white
- Table with dedicated storage, teak (cockpit)
- Windlass with rope & chain

LAYOUT



DECK / COCKPIT



AT SEA RAY, WE BELIEVE THAT RICHER MOMENTS ON THE
WATER LEAD TO A RICHER LIFE. THAT'S WHY EVERYTHING
WE DO IS DESIGNED TO MAKE EACH MOMENT EXCEPTIONAL.

05292025

© 2025 Sea Ray Boats | 800 South Gay Street, Suite 1500, Knoxville, TN 37929 | searay.com

Features, options and specifications are subject to change and may vary for different model years. Some accessories may not be available (a) as standard features or upgradeable options, or (b) when a boat is built for regions outside of North America and/or has CE certification. Confirm specifications and availability of features and options with an authorized Sea Ray dealer.

