

# solaris *power*

BUILT FOR SAILORS



**SOLARIS POWER 57 LOBSTER**

by NORBERTO FERRETTI

**TECHNICAL SPECIFICATIONS**



## TECHNICAL SPECIFICATIONS

Model	Solaris Power 57 Lobster	
Design	Victory Design	Brunello Acampora
Project Leader	Norberto Ferretti	
Builder	Solaris Power	
CE Category	B	
Length overall	17,5 m	57'40" ft
Hull length	16,25 m	53'30" ft
Water line length	15,4 m	50'52" ft
Max beam	5,28 m	17'32" ft
Draft	1,29 m	4'23" ft
Unladen Displacement	23.000 kg	50706 Lbs
Laden Displacement	26.000 kg	57320 Lbs
Fuel tank	2.200 l	581 US gal
Water tank	600 l	159 US gal
People capacity	12	
Engines std	2 x Volvo Penta D6 IPS 800	441 kw / 600 hp@3000 rpm
Engines opt	2 x Volvo Penta D6 IPS 950	533 kw / 725 hp@2500 rpm
Max speed	30 kn (IPS800)	35 kn (IPS950)
Cruise speed	29 kn (IPS800)	26 kn (IPS950)

---

The new **SolarisPower 57** blends superior build materials with a design pedigree second to none, resulting in new levels of sea-keeping, performance and comfort at sea.

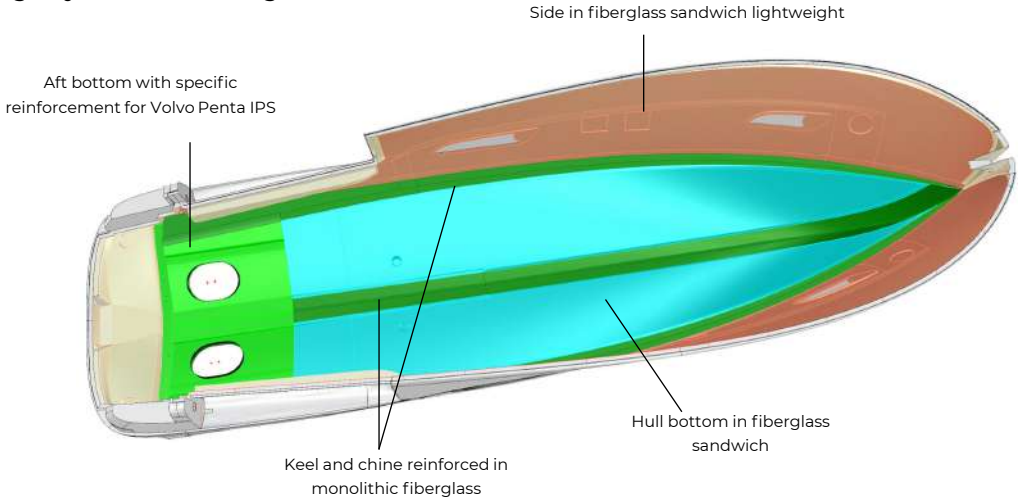


Solaris' motor-yachts enjoy the same exacting quality standards as the acclaimed Solaris sail range. The SolarisPower 57 is crafted in a modern production facility, skilled in the production of many prestigious motor-yachts from 50'-100' since 2008 and NOW it spends its know-how in the design of the SolarisPower 57

The **SolarisPower 57's walkaround decks** ensure crew **safety** and **confidence** in challenging weather.

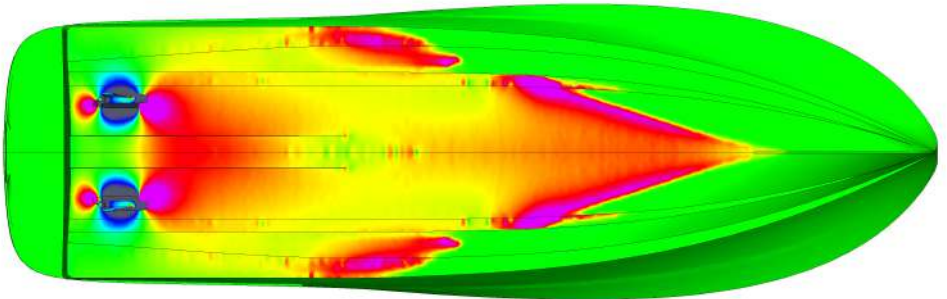
# Safe and easy in any condition

## Rigidity and Structural lightness



## Computational Fluid Dynamics (CFD)

main feature for the design of Solaris Power hulls



Both **hull** and **deck** are moulded in **vinylester resins**, with hi-density PVC sandwich optimizing structural rigidity and thermal insulation.

The **57's Sundeck** is formed in hi-density PVC sandwich, using vinylester **infusion** and carbon mouldings.

The **bow and stern bulkheads** use hi-density PVC sandwich, infused with **carbon** and resin.



This attention to detail and pursuit of quality are the foundations of the SolarisPower 57.

Machinery: Twin **Volvo Penta IPS 800** in standard specification or Twin **Volvo Penta IPS 950** engines in optional configuration.



**SolarisPower 57** has different **layouts**, to satisfy the wants of the most exacting of Owners

**Kitchen main deck:**

Induction hob,  
Stainless sink,  
Tap pop up,  
Refrigerator 115 lt,  
Combined oven

**Kitchen lower deck:**

Induction hob,  
Stainless sink,  
Tap pop up,  
Refrigerator 194 lt,  
Freezer 62 lt,  
Combined oven  
Dishwasher





---

**SolarisPower 57** has different **interior layouts**,  
to satisfy the wants of the most exacting of Owners



**Owner's cabin**  
Wood: Oak std



**Guest's cabin**  
Wood: Oak std

Each Owner may select from a broad range  
of **superior quality bespoke  
fabrics and finishes,**  
individually crafted around  
Brunello Acampora's matchless design flair.



**Dinette:**

Wood: Oak std



Oak (std)



Walnut (opt)





Main deck (lower deck kitchen)



Main deck (upper deck kitchen)



A cabin version  
(lower deck kitchen)



B cabin version  
(lower deck kitchen)



C cabin version  
(main deck kitchen)



D cabin version  
(main deck kitchen)



E cabin version  
(main deck kitchen)


## Customize your SolarisPower 57



### Hull - Deck



Dark Grey



Navy blue



Turquoise



Monaco Red



Pearl white

## Customize your SolarisPower 57



stern sunpad - bow sunpad - cockpit sofa

Sunbrella - Nattè


Silvertex



Oyster




White




Taupe Chalk



White




Cream



Alluminium




## Customize your SolarisPower 57



- 1 - Bimini Bow : 2poles needed and rail on H.T (opt)
- 2 - Bimini Stern 2poles needed and rail on H.T (opt)


### Parasol



White



Titanium  
Look



Carbon  
Look

---

## STANDARD EQUIPMENT

### Hull and Deck

Stainless steel deck equipment  
Electric winch 2000 W windlass with telescopic hawse and remote control  
Galvanized delta anchor kg. 32 and 75mt 10mm chain  
Electric mooring winch winch 2000 W windlass  
Teak bridge and stern platform  
Platform bathing ladder extractable made by stainless steel and teak  
Hydraulic gangway  
Solid teak gunwale  
Closing cockpit stays  
Bow and stern sun bathing mattresses  
Frontal and lateral deckhouse crystal glued windows  
Acoustic alarm for water in stern and bow bilges  
Midboat bollards (1 each side)  
Fenders plugs  
Antifouling paint  
Stern steps courtesy lights  
Fire extinguisher  
Zinc anodes

### Lounge

Stern stainless steel 3 panels sliding door  
Dinette with fabric "U" sofa and extendable table  
Furniture with shelf and kitchen cabinet  
Light walnut essenza furniture  
Light walnut wood floor  
Two chairs next to the TV cabinet (lower deck kitchen version)  
Radio stereo with Fusion MS-IP700 speakers  
Sides curtains  
Led lights  
Vinyl panels ceiling  
Fixed 32" TV mount  
Courtesy lights in stair

### Helm Console

Control station with complete instrumentation  
Two seats pilot chair  
Throttle lever - electric inverter with Joystick  
12" Volvo Penta navigation display  
Volvo Penta auto pilot  
Rudder indicator  
Echo sounder, log milometer and water temperature releuator with tridata DST 800 system  
Fuel and water indicator  
VHF Garmin 210i con DSC system  
Compass  
1/2 miles headlight  
Windscreen wipers with windscreen washer included  
Light walnut wood floor  
Fire extinguisher

---

### **Cockpit**

Lifejacket peak with line and light buoy  
Speakers  
Seabob and tender garage with hydraulic door  
Mooring covers  
Cockpit fresh water sink

### **Owner's cabin**

Two wardrobes  
Sides windows with two openable portlights  
Reading lights  
Double bed with mattress  
Led lights  
Sides high cabinets  
Moquette floor  
Two seats and table under starboard portlight  
Vinyl covered ceiling  
Mirror  
Curtains

### **Guest's cabin**

Bathroom access  
Sides wardrobes with glove compartments (left and right)  
Two wardrobes  
Bed with storage base  
Bedside tables  
Sides windows with two openable portlights  
Two reading lights  
Double bed with mattress  
Led lights  
Fabric headboard  
Vinyl covered ceiling  
Moquette floor  
Mirror  
Curtains

### **Guest's bathroom and day**

Bathroom accessories  
Wardrobes and shelves  
Detached shower with crystal door  
Glass washbasin  
Led lights  
Openable portlight inside the shower cabin  
Two doors in the corridor and one in the bow cabin  
Mirror  
Pleated curtain  
Ceramic electric WC with control panel 3/4 full



---

## **Propulsion system and engine room**

VOLVO PENTA IPS 800 (441 Kw / 600 Hp) engines with manual interceptor system  
Electronic blowers (nr. 2)  
Volvo toolbox  
Hatch and stainless steel ladder  
Boiler 220V 60 lt.  
Automatic/manual fire extinguisher 12 kg.  
Fuel filters water separator  
Generator peak  
Inspection lights  
Bow watertight bulkhead  
Gasoline tank  
Diverter valve for emergency bilge output

## **Bow locker**

Chain peak  
Two 25mt mooring lines  
Winch remote control  
Inspection hatch  
Fresh water shower for chain washing  
Stainless steel bar for fendresses

## **Unmounted crew cabin**

Bow cabin portlight  
Access ladder  
Planking  
N. 2 storage shelves

## **Systems**

Joystick docking assistance  
Remote control for engines power shut-off  
Fire extinguisher (one in each cabin)  
Electric equipment composed by: Kohler generator 9000W - generator battery 60Ah 12V - engines battery set 180Ah 24V - auxiliary services battery set 210Ah 12V - battery charge 50Ah 24V - 24V illumination in cabins - Battery cut off switch - parallelo batterie meccanico ed elettrico  
Black water output system with automatic electropump and 77 lt tank  
Bilges output system with 4 electropumps (3 automatics)  
Fresh water pump  
VHF transceiver system  
Lounge and lower deck entrance air conditioning system  
Lounge and cockpit stereo system Fusion MS-IP700  
Electric WC system with fresh water and black water tank  
50A quay plugs  
Cathodic protection with zinc anodes  
Grey water output system with electropump and two 120 lt tanks. Tot. 240 lt

---

## **General Equipments**

220 V quay cable  
8 people Oceanus liferaft  
Dishes for 8 people  
Fendresses n. 6

## **STANDARD EQUIPMENT FOR ALL SUNTOP VERSIONS**

Radar, signals and antenna mast  
Flag pole  
Acoustic alarm  
Navigation lights  
Sliding motorised roof

## **STANDARD EQUIPMENT FOR ALL FLYBRIDGE VERSIONS**

Radar, signals and antenna mast  
Flag pole  
Acoustic alarm  
Exit hatch from the salon  
Navigation panel control  
Autopilot  
Instrumental panel with engines display  
Electronic control lever with Joystick  
Navigation lights  
12" navigator display  
Windscreen protection  
Sunbathing  
Stainless steel pulpits regolamentariStainless steel pulpits regolamentariStainless steel pulpits regolamentariStainless steel pulpits regolamentariStainless steel pulpits regolamentari  
VHF repeater  
Driver seat for two people

## **STANDARD EQUIPMENT FOR ALL LOWER DECK GALLEY VERSIONS**

Miele 4 burners induction cooktop  
Corian worktop  
Miele electric oven 60 cm  
Miele fridge and freezer lt. 280 + 60  
Double stainless steel basin  
Cookeer hood over the cooktop  
220V plugs  
Led lights  
Cabinets  
Understair galley  
Drawer and cabinet  
Cutlery drawer  
Extinguisher  
Portlights nr. 2  
Vinyl covered ceiling

---

## **STANDARD EQUIPMENT FOR ALL MAIN DECK GALLEY VERSIONS**

Four burners induction cooktop  
Corian worktop  
90lt Vitrifrigo fridge  
Foster electric oven  
Stainless steel basin n. 1  
Extinguisher

## **STANDARD EQUIPMENT (A) VERSION LOWER DECK GALLEY**

Owner's cabin (see standard equipment)  
Guest's cabin (see standard equipment)  
Owner's bathroom (see standard equipment)  
Guest's bathroom and day (see standard equipment)

## **STANDARD EQUIPMENT (B) VERSION LOWER DECK GALLEY**

Owner's cabin (see standard equipment)  
Guest's cabin  
Wardrobe  
Two bunk bed cabin with mattresses  
Two "V" low beds with mattresses  
Bedside tables  
Led lights  
One portlight each cabin  
Owner's bathroom (see standard equipment)  
Guest's bathroom and day (see standard equipment)

## **STANDARD EQUIPMENT (C) VERSION MAIN DECK GALLEY**

Dinette lower deck  
Owner's (see standard equipment)  
Bow double cabin (see standard equipment)  
Owner's bathroom (see standard equipment)  
Guest bathroom and day (see standard equipment)

## **STANDARD EQUIPMENT (D) VERSION MAIN DECK GALLEY**

Owner's cabin (see standard equipment)  
Bow double room (see standard equipment)  
Two "L" beds cabin  
Owner's bathroom (see standard equipment)  
Guest bathroom and day (see standard equipment)

## **STANDARD EQUIPMENT (E) VERSION MAIN DECK GALLEY**

Owner's cabin (see standard equipment)  
Two beds bow cabin  
Two bunk beds bow cabin  
Two single or one duple bed in bow cabin  
Owner's bathroom (see standard equipment)  
Guest's bathroom and day (see standard equipment)





Solaris Power - Via A. Masetti, 30 - 47122 Forlì (FC) Italy - tel. +39 0543 807062

This document is not a contractual offer. It has an informative and promotional purpose. Solaris Power reserves the right to modify any product, specification or description contained in this catalogue at any time without notice.

---

solaris *POWER*  
BUILT FOR SAILORS

