

2022

SUNDANCER 370 OUTBOARD



Sea Ray 

# SPECIFICATIONS



## STANDARD PROPULSION

Triple Mercury® 300 Verado® Outboards  
with Joystick Piloting (Tri-300 hp / 224 kW) – black



## CRUISING SPEED

33–35 mph / 53–56 kph



## WIDE OPEN THROTTLE (WOT)

50–52 mph / 80–84 kph



## FUEL CAPACITY

250 gal / 946 L



## RANGE

175 mi / 282 km (cruising speed)  
158 mi / 254 km (WOT)



## LENGTH OVERALL

39'9" / 12.12 m with outboards & anchor



## BEAM

12'0" / 3.66 m



## BRIDGE CLEARANCE

10'8" / 3.25 m without radar  
12'4" / 3.76 m with radar



## DRAFT

40" / 102 cm (outboards down)  
29" / 74 cm (outboards up)



## DRY WEIGHT

21,008 lb / 9,529 kg



## WATER READY WEIGHT

25,567 lb / 11,597 kg (fully optioned)



## DEADRISE

20°



## WATER CAPACITY

46 gal / 174 L



## HOLDING TANK

30 gal / 114 L



## YACHT CERTIFIED



## SLEEPS FOUR



- 1) Speed determined by GPS. Fuel consumption based on total usage by engines. MPG computed from MPH and GPH. Range based on 90% of total fuel capacity.  
2) The performance data shown is valid only for the specific boat tested and the conditions that existed when the test was performed. Many factors may affect performance, including but not limited to, installation of certain options; vessel loading and trim; weather and sea conditions; and engine, propeller, and hull bottom conditions. Sea Ray makes no performance guarantees.

## AT A GLANCE

**A FIBERGLASS HARDTOP**  
The fiberglass hardtop offers protection from the elements while letting in breezes. It's also available with an optional opening panoramic skylight.

**B PORT-SIDE WALKTHROUGH**  
A gas-assisted door makes transitioning from the cockpit to the bow effortless.

**C VERSATILE BOW**  
The bow features C-shaped seating with foldable armrests. Add an optional teak table to convert it to a dining space or an optional filler cushion to create a sun lounge.

**D CONVENIENT STORAGE**  
Ample storage is located throughout the boat, including a compartment for the anchor chain, rope and windlass.

**E CABIN WINDOWS**  
Hull-side windows filter natural light into the cabin below. The cabin sleeps four and is beautifully furnished for an oasis-like retreat on the waves.





## AT A GLANCE

**A INNOVATIVE TECHNOLOGY**  
Personalize your boat with a variety of electronics upgrades including an optional Simrad® HALO24 radar and optional SiriusXM® Marine Weather satellite receiver and antenna.

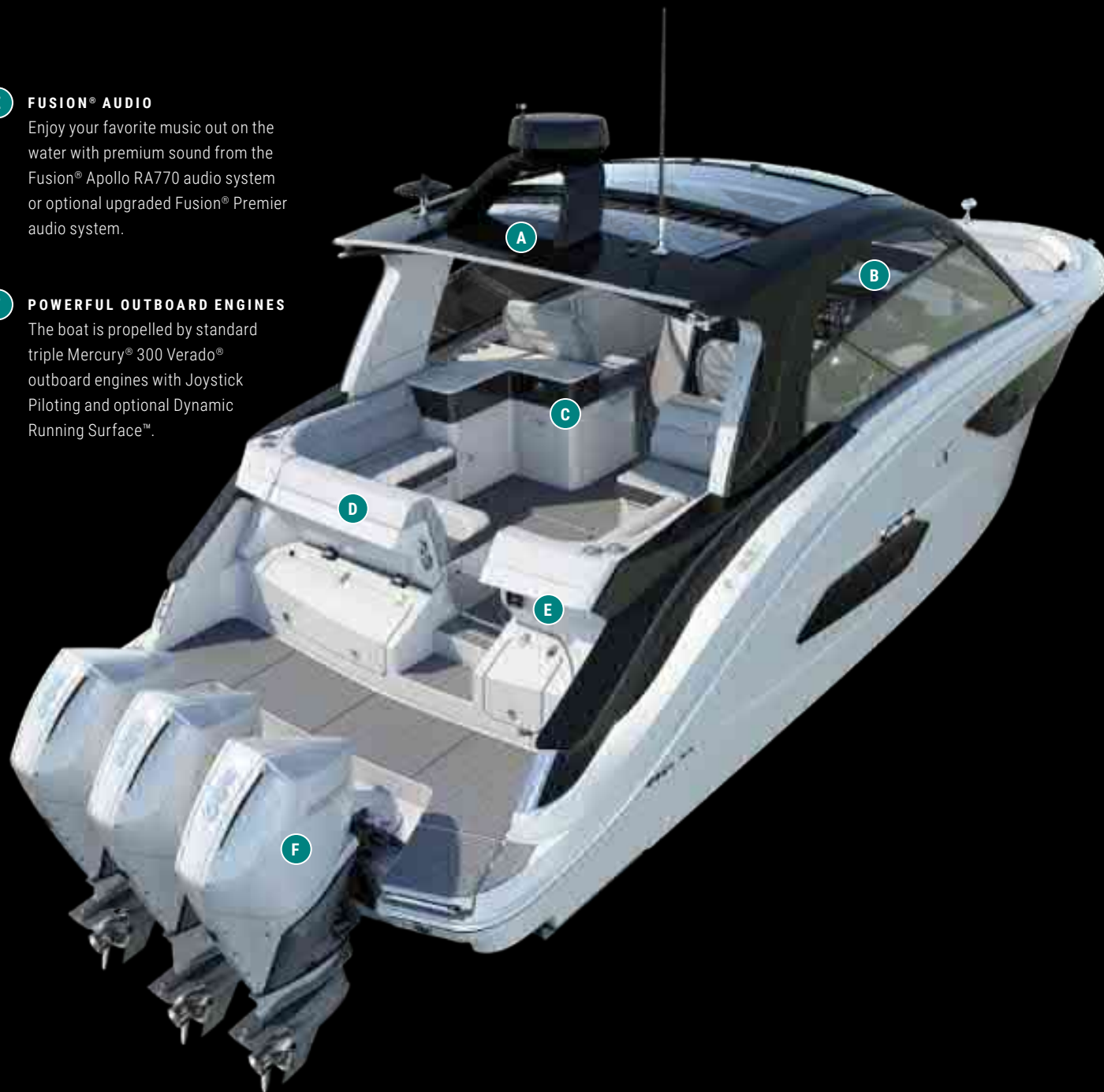
**B DUAL DIGITAL DASH™**  
The helm is equipped with a Digital Dash™ for confident command offering dual 16" Simrad® NSO evo3 touchscreen displays with Active Trim control & monitoring.

**C MADE FOR ENTERTAINING**  
With plenty of seating, the cockpit features a wet bar and teak port table. Options include a Kenyon grill, refrigerator and teak starboard table.

**D THREE-POSITION TRANSOM SEAT**  
The convertible transom seat easily transitions from a hard-back surface to an aft-facing seat. Add an optional filler cushion to create an expansive sunpad.

**E FUSION® AUDIO**  
Enjoy your favorite music out on the water with premium sound from the Fusion® Apollo RA770 audio system or optional upgraded Fusion® Premier audio system.

**F POWERFUL OUTBOARD ENGINES**  
The boat is propelled by standard triple Mercury® 300 Verado® outboard engines with Joystick Piloting and optional Dynamic Running Surface™.



# LEGACY + LEGENDARY PROPULSION

TWIN MERCURY® 600 VERADO® 7.6L V12 OUTBOARD ENGINES ENGINEERED FOR EXCELLENCE

Experience the freedom to explore beyond the horizon with the unwavering strength and extraordinary range of twin 7.6L V12 600hp Verado outboard engines. The latest advancement in legendary propulsion from Mercury, the engines are available as an optional upgrade to the Sundancer® 370 Outboard. They feature an independently steerable gearcase and contra-rotating propellers to enhance handling and deliver seamless control. With the ability to operate for up to 200 hours between regular service, maintenance is minimized. Combined with Mercury's sophisticated Next Gen Digital Throttle & Shift (DTS) system, and unmatched sound-dampening technology, the 600hp Verado engines impress at every speed.

**600HP**

performance

**V12**

power

**7.6L**

displacement




**2022** SUNDANCER 370 OUTBOARD

*Sea Ray*



# COLORS & MATERIALS

## EXTERIOR COLOR SCHEMES



Arctic White (*standard*)



Onyx Black



Horizon



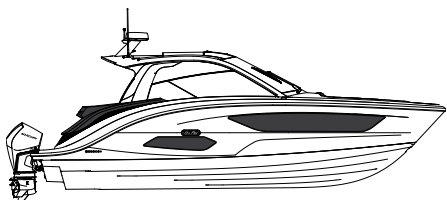
Sea Ray Blue



Quantum Blue

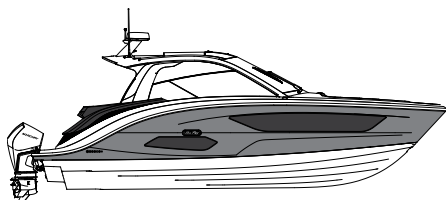


Kingfisher Teal



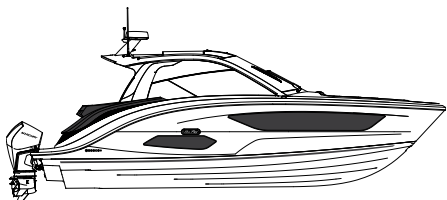
**FULL HULL**

*Arctic White standard*



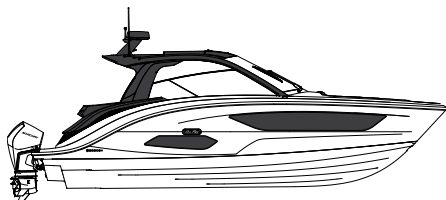
**HULL SIDE**

*Hull bottom available in Arctic White only*



**BOOT STRIPE**

*Optional*



**BLACK PAINTED HARDTOP**

*Optional*

## VINYL UPHOLSTERY COLORS



*Ivory (standard)*

*White base with brown accents*



*Dune*

*Tan base with brown accents*



*Stone*

*Gray base with dark gray accents*

## CANVAS



Sunbrella® Black




Sunbrella® Marine Midnight Blue



Corian® White Onyx

## WET BAR

## BOW & COCKPIT FLOORING



Non-skid fiberglass (*standard*)



SeaDek® – Dune



SeaDek® – Moonrock




Infinity woven vinyl – Brown



Infinity woven vinyl – Gray

## SWIM PLATFORM FLOORING



Non-skid fiberglass (*standard*)



SeaDek® – Dune



SeaDek® – Moonrock




## DRIFTWOOD PACKAGE

Standard



### GALLEY CABINETS

Driftwood




### GALLEY COUNTERTOP

Corian® Bisque



### CABIN FLOORING

Titan Greige



### CABIN ACCENT VINYL

Seaside Pebble



### CABIN ACCENT FABRIC

R-Bond Linen



### CABIN SEATING

R-Bond Linen




### ACCENT PILLOWS

Metro Vanilla



### SHOWER FLOORING

Limestone tile



### SHOWER BENCH

Arctic White fiberglass




### HEAD FLOORING

Limestone tile



### HEAD BACKSPLASH

Oyster Greige



### HEAD COUNTERTOP

Corian® Bisque

## ARBOR PACKAGE

Upgrade



### GALLEY CABINETS

Arbor



### GALLEY COUNTERTOP

Corian® White Onyx



### CABIN FLOORING

Nordic Maple



### CABIN ACCENT VINYL

Ultraleather® Beacon



### CABIN ACCENT FABRIC

Chilewich Bamboo Smoke



### CABIN SEATING

Vista Metallic



### ACCENT PILLOWS

Coastal Sunset



### DUVET & PILLOWS

Maldives Silver



### SHOWER FLOORING & BENCH

Teak



### HEAD FLOORING

Bluetooth Charcoal tile



### HEAD BACKSPLASH

Bati Orient Black tile



### HEAD COUNTERTOP

Corian® Cosmos Prima

Individual package features cannot be substituted.



# STANDARD FEATURES

## BOW & COCKPIT

- Cup holders, stainless steel (17)
- Floor liner, fiberglass (self-draining)
- Lighting, LED (courtesy)
- Outlets, 12V accessory (helm & transom) – 2
- Outlets, 120V GFCI
- Outlets, USB (11)
- Table, teak (port cockpit)

## DOORS

- Bow walk-through door, gas-assisted
- Cabin entry door, sliding lockable
- Day hatch for bilge access, gas-assisted
- Transom door, acrylic with stainless steel frame & hardware

## SEATING

- Aft L-shaped bench seating with storage below
- Bow seating, C-shaped with foldable armrests
- Helm bench seat with slider & flip-up bolster
- Port companion bench seat with flip-up bolster
- Sunpad (converts from transom wall with convertible backrest)

## STORAGE

- Bow storage (under forward seating)
- Side panel tubs with teak inlays, cup holders, USB chargers & speakers (bow & cockpit)

## WET BAR

- Countertop, solid surface
- Handrail, stainless steel
- Outlet, 120V GFCI
- Sink, stainless steel with hot & cold faucet
- Trash receptacle, pull-out

## HULL & DECK

- Anchor storage
- Cleats, stainless steel through-bolted (10") – 8
- Curtains (aft & side) with tonneau cover & canvas storage bag
- Deck fill plates, stainless steel
- Eyes, stainless steel (bow & stern)
- Handrails, stainless steel
- Hardtop, fiberglass
- Hull windows, acrylic
- Light, foldable (stern)
- Lights, navigation (stainless steel) – integrated into deck
- Rub rail, PVC with stainless steel insert
- Sea Ray badge, illuminated (hull)
- Storage for dock lines, fenders & gear (transom wall)
- Swim platform, integral with deck-mounted stainless steel four-step swim ladder, fiberglass lid & grab handle
- Thru-hull fittings, stainless steel
- Windlass, rope & chain with galvanized anchor
- Windshield, tempered tinted curved glass with single forward pane
- Windshield washer system
- Windshield wiper (starboard)

## CABIN

- Interior materials: Driftwood Package
- Lighting, LED (courtesy & accent)
- Steps with aluminum frame & teak treads (cabin entry)

## GALLEY

- Countertop, solid surface
- Microwave
- Outlet, 120V GFCI
- Refrigerator, dual-voltage
- Sink, stainless steel with faucet
- Storage cabinets, upper
- Trash receptacle, pull-out

## HEAD

- Door, lockable
- Exhaust vent, 12V
- Flooring, tile
- Full fiberglass enclosure
- Medicine cabinet with mirrored doors
- Outlet, 120V GFCI
- Shower with acrylic door, teak bench & teak floor
- Sink, vessel with single-lever faucet
- Toilet paper holder
- Towel holder
- VacuFlush® head with holding tank
- Vanity with solid surface countertop & storage
- Window, ventilation

## MID-BERTH

- Carbon monoxide monitor
- Outlet, 12V accessory
- Outlet, 120V GFCI
- Outlets, USB (2)
- Pillows, accent
- Seating, U-shaped (converts into 82" x 52" sleeper for 2 with bedding)
- Storage cabinets & lockers with shelves

## SALON / V-BERTH

- Carbon monoxide monitor
- Locker, hanging
- Outlet, 12V accessory
- Outlet, 120V GFCI
- Outlets, USB (2)
- Pillows, accent
- Seating, L-shaped (backrest converts into 88" x 72" sleeper for 2 with bedding)
- Shades, pleated (hull windows)
- TV, smart 32"

## TECHNICAL

### ELECTRICAL

- Battery charger, onboard – 12V
- Electrical system, 120V 60Hz
- Fuse block
- Generator, gas (7.5 kW)
- Isolator, galvanic
- Main distribution hub, DC
- Main distribution panel, AC/DC with voltage & current meters
- Remote battery switches
- Shorepower, 120V 60A with converter & 50' cord

### FUSION® AUDIO SYSTEM

- Apollo RA770 AM/FM stereo (helm)
  - Bluetooth™
  - Digital Signal Processing (DSP)
  - Signature Series amplifier, 4-channel (1400W)
  - Speakers (6.5") – 3 pairs
  - SRX400 remote unit (cabin)
  - Wi-Fi audio streaming with Apple AirPlay® 2

## HELM

- Alarm, high water
- Digital Dash™, dual (16")
  - Active Trim control & monitoring
  - Chartplotter with preloaded charts (North America only)
  - CZone® digital switching
  - Mercury Marine® VesselView® Link
  - Micro SD card readers for updating charts (2)
  - OP50 remote control for displays
  - Simrad® NSO evo3 (16") touchscreen displays (2)
  - Transducer with depth, water temperature & fishfinder
- Horn, stainless steel with switch
- Mercury Marine® Joystick Piloting for Outboards
- Mercury Marine® SmartCraft® Digital Throttle & Shift (DTS)
  - Active Trim speed-based automatic engine trim system with integrated GPS
  - Engine start / stop
- Mercury Marine® VesselView® Mobile
- Parallel start system
- Simrad® RS100 VHF radio
- Steering, power-assisted with Isotta Pachu tilt wheel
- Switch panel with illuminated weatherproof stainless steel switches
- Tilt & trim, power

## MECHANICAL

### AIR CONDITIONING & HEATING

- A/C & heating (cockpit: 16,000 BTU; cabin: 12,000 BTU)

### BILGE

- Bilge blower, 12V
- Bilge lighting, 12V

- Bilge pump, 1100 GPH 12V automatic high-water (mid-ship)
- Bilge pumps, 1700 GPH 12V automatic (aft) – 2
- Bilge storage, finished (aft)
- Fire suppression system, automatic with manual override
- Insulated & gel-coated enclosure
- Sump box with automatic pump (mid-ship) for shower
- Vents, integral

### FUEL SYSTEM

- Evaporative emissions fuel system
- Fuel lines, USCG compliant
- Fuel tank with electric anti-siphon valve & electric sending unit

### UNDERWATER GEAR

- Propellers, stainless steel
- Variable Running Surface (trim tabs)

### WASTE SYSTEM

- Holding tank level indicator (main distribution panel)
- Holding tank with dockside pump-out, 25 gal

### WATER SYSTEM

- Bow washdown
- Freshwater spigot
- Water heater, 6 gal
- Water inlet, dockside
- Water pressure system with 12V pump & filtration
- Water tank, 46 gal

## OPTIONS & ACCESSORIES

### PROPULSION

- Twin Mercury® 600 Verado® 7.6L V12 Outboards with Joystick Piloting (T-600 hp / 447 kW) – black or white
- Triple Mercury® 300 Verado® Outboards with Joystick Piloting (Tri-300 hp / 224 kW) – white

### BOW & COCKPIT

- Filler cushion (bow)
- Filler cushions (cockpit – 2)
  - starboard teak table required
- Flooring, Infinity Luxury Woven Vinyl™ (snap-in)
- Flooring, SeaDek®
- Kenyon grill (wet bar)
- Pullout sprayer (transom)
- Refrigerator, dual-voltage (wet bar)
- Table, teak (bow)
- Table, teak (starboard cockpit)
- TV, smart 32" (cockpit)

### HULL & DECK

- Air compressor for water toys with dedicated storage
- Anchor, stainless steel
- Coupe enclosure (adds 100 lb / 45.36 kg)
  - Curtains (aft) with tonneau cover & canvas storage bag
  - Windows, full (port & starboard) with electric opening vents
- Fender clips, quick connect (6)
- Flagpole with base & U.S. flag

- Swim platform flooring, SeaDek® (glue-down)
- Windlass, chain with galvanized anchor
- Windshield defroster (required with coupe enclosure)

### TOPS & CANVAS

- Hardtop, fiberglass with forward glass & pop-up vent, aft glass, & opening panoramic skylight
- Sunshade, automated extended SureShade® for fiberglass hardtop (aft)
- Sunshade, manual with poles (bow seating)

### CABIN

- Interior materials: Arbor Package
- Portlights, opening (mid-berth)

### TECHNICAL

#### ELECTRICAL

- Electrical system, 220V 50Hz
- Inverter, 12V

#### ELECTRONICS

- 1st Mate™ Marine Safety & Security System
- Glomex TV antenna
- Seakeeper® 3 gyroscopic stabilizer
- Simrad® HAL024 radar
- SiriusXM® Marine Weather satellite receiver & antenna (North America only; subscription required)
- SiriusXM® satellite receiver (North America only; subscription required)
- TV, smart 32" (mid-berth)

#### **FUSION® PREMIER AUDIO SYSTEM UPGRADE**

- Apollo RA770 AM/FM stereo (helm)
  - Bluetooth™
  - Digital Signal Processing (DSP)
  - ERX400 remote units (bow & transom) – 2
  - Signature Series amplifier, 8-channel (2000W)
  - Signature Series monoblock amplifier for subwoofer (2250W)
  - Signature Series speakers (7") – 3 pairs
  - Signature Series subwoofer (12")
  - Signature Series tweeters – 1 pair
  - Wi-Fi audio streaming with Apple AirPlay® 2
- Apollo SRX400 AM/FM stereo (salon/ V-berth)
  - Bluetooth™
  - Digital Signal Processing (DSP)
  - Signature Series speakers (6.5") – 1 pair
  - Wi-Fi audio streaming with Apple AirPlay® 2
- Panel-Stereo, all-in-one AM/FM with Bluetooth™ (mid-berth)

#### **HELM**

- HS40 wireless handset for Simrad® RS100 VHF radio

#### **LIGHTING**

- Key fob controller for battery switches & courtesy lighting
- LED RGB-W color-changing & white accent lighting package
  - Bow, cockpit, hardtop & hull side vents
  - Underwater thru-hull (4 lights)
- Lights, docking
- Spotlight, remote controlled

## **MECHANICAL**

#### **UNDERWATER GEAR**

- Dynamic Running Surface™ (trim tabs that automatically optimize running attitude & trim, delivering stability & performance)
- Propellers, high-altitude

#### **WASTE SYSTEM**

- Gray water system
- Macerator with seacock interlock system
- VacuFlush® head with direct overboard discharge (international only)

#### **WATER SYSTEM**

- Shower, hot & cold (transom)

## **INTERNATIONAL SYSTEMS**

- CE certification  
*Some features and options may not be available when a boat is built for regions outside North America and/or has CE certification. Boats ordered with 220V 50Hz electrical systems will have the appropriate appliances in the corresponding voltage.*

## DIAGRAMS



**DECK / COCKPIT**



**CABIN**  
*Seating configuration*



**CABIN**  
*Sleeper configuration*