

SUNDANCER® 350




MODEL YEAR **2020**




FEATURES

- Multiple interior arrangements to choose from including an enclosed mid-berth option with lockable door for additional privacy.
- Intuitive helm station features Digital Dash with 9" Simrad® touchscreen display.
- Mercury VesselView® Mobile
 - links to your iPhone® or Android™ mobile device via Bluetooth® technology.
- Standard extended fiberglass hardtop with courtesy lighting.
- Premium FUSION® audio system with Bluetooth®, Apple AirPlay® & Digital Signal Processing.
- Choice of sterndrive or inboard propulsion – Gas or Diesel.
- Optional Axis™ propulsion with helm joystick.

EXTERIOR COLORS



ARCTIC WHITE



BLACK



HORIZON



SEA RAY BLUE



QUANTUM BLUE



STANDARD PROPULSION

Twin MerCruiser® 6.2L MPI ECT Bravo Three® with DTS (T-350 hp / 261 kW)



FUEL CAPACITY

230 gal / 871 L



LENGTH OVERALL

35'0" / 10.67 m
with integral swim platform



BEAM

11'4" / 3.45 m



DRAFT

40" / 102 cm (sterndrives down)



DRY WEIGHT

15,780 lb / 7,158 kg



DEADRISE

20°



WATER CAPACITY

40 gal / 151 L



HOLDING TANK

28 gal / 106 L



YACHT CERTIFIED



SLEEPS SIX

Specifications are approximations and subject to variance.

STANDARD FEATURES

HULL & DECK FEATURES

- Bottom Paint
- Bow & Stern Eyes, Stainless Steel
- Bow Rail, Stainless Steel with Welded Stanchions
- Cleats, 10" Thru-Bolted, Stainless Steel, with Sea Ray Logo (8)
- Deck Fill Plates, Stainless Steel
- Drain Plugs, Brass-Threaded – Garboard (2)
- Gel Coat, Arctic White
- Gel Stripe – Colored
- Handrails, Stainless Steel
- Hatch, Deck Vent – Translucent with Locks & Sky Screen Cover
- Hull Windows, Extra Large Acrylic – Fixed (2)
- Light, Stern
- Lights, Navigation – Stainless Steel
- Rod Holders (2)
- Rub Rail, PVC with Stainless Steel Insert
- Skylights (2)
- Storage, Transom Wall
- Swim Platform, Integral
- Thru-Hull Fittings, Stainless Steel
- Vent System, Engine Room – Integral with Stainless Steel Grille
- Windshield, Tempered/Tinted Curved Glass with Walk-Thru & Stainless Steel Supports
- Windshield Wipers

CANVAS (SUNBRELLA®)

- Aft Curtain with Bungee Straps
- Canvas Storage Bag
- Dash Cover
- Front & Side Curtains

MOORING SYSTEM

- Anchor, Galvanized
- Anchor Chute, Stainless Steel
- Anchor Rope/Chain Storage with Gas Assisted Hatch
- Windlass, Rope/Chain with Foot Switches

COCKPIT FEATURES

- Beverage Holders
- Cockpit Vinyl Color – Ivory (White Base Vinyl with Brown Accent Vinyl)
- Cooler, Carry-On with Designated Storage
- Door, Cabin Entry (Sliding & Lockable) – Fiberglass with Integral Steps
- Door, Transom – Acrylic with Stainless Steel Frame
- Floor Liner, Fiberglass – Self-Bailing
- Hatch, Engine Room – Electrically Actuated with Emergency Pull Handle & Prop Rod
- Hardtop, Extended Fiberglass with Courtesy Lighting
- Outlet, 12V Accessory
- Outlet, 120V GFI Protected
- Seating, Helm Bench with Dual Flip-Up Thigh-Rise Bolsters, Adjustable Captain's Seat & Fiberglass Storage Base
- Seating, Port C-Shape – Converts to Sunpad
- Seating, Port Lounger with Convertible Backrest
- Steps, Boarding – Molded-In
- Table, Cockpit – Fiberglass with Dedicated Storage & Sun Pad Filler Cushions
- Wet Bar with Stainless Steel Sink, Faucet, Beverage Holders, Stainless-Steel Handrail, Solid-Surface Countertop, Trash Receptacle & Storage Below

CABIN FEATURES

- Carbon Monoxide Monitor
- Flooring, Wood
- Lighting, 12V
- Outlets, 120V GFI Protected
- Pillows, Accent
- Shades, Pleated – Hull Windows
- Wood Interior Package – Chestnut Finished Cabinetry

GALLEY

- Countertop, Solid Surface with Stainless Steel Sink with Cover & Faucet
- Handrail, Stainless Steel
- Lighting, 12V
- Microwave, 120V/60 Cycle
- Outlet, 12V Accessory
- Power Vent, 12V
- Refrigerator, Dual-Voltage – 120V/12V

- Storage, Drawers with Cutlery Insert
- Storage, Upper & Lower
- Stove, 120V Two Burner Pups®
- Trash Receptacle

HEAD

- Flooring – Simulated Teak
- Handrail, Stainless Steel
- Head (VacuFlush®)
- Head, Enclosed, Full Fiberglass with Separate Shower Stall
- Mirror, Head Door – Full Length
- Mirror, Head Wall
- Power Vent, 12V
- Shower Wand with Vertical Adjustment
- Storage, Medicine Cabinet
- Storage, Upper Shelves with Stainless Steel Rails
- Vanity with Vessel Sink, Wood Countertop, Faucet with Pullout Sprayer & Storage Below

MID-BERTH

- Convertible Twin Beds – Converts to Double Berth with Slide-Out Base & Dedicated Filler Cushion Storage
- Curtain, Privacy (Hideaway)
- Mirrored Bulkhead
- Seating, Port Single
- Storage, Drawer
- Storage, Hanging Locker
- Storage, Upper & Lower

SALON

- Lighting, 12V
- Sofas, Port & Starboard
- Steps, Cabin Entry with Teak Treads & Non-Slip Inlays
- Storage, Gunwale Cabinets
- Table, Dinette – Solid Wood with Dedicated Storage
- TV, LED / Smart with Remote Blu-ray™ Player, Gaming System Port, DVD Storage, Coax Outlet & Gain Control

V-BERTH

- Berth, Double (Island Style) with Visco Elastic Foam Mattress & Storage Below
- Curtain, Privacy (Hideaway)
- Mirrored Rope Locker Bulkhead
- Sheet Set – Fitted (Neutral Color)
- Storage Cabinet with Shelves
- Storage, Hanging Locker

TECHNICAL FEATURES

AIR CONDITIONING / HEATING

- Reverse-Cycle System (12,000 BTU)
- Custom Integral Vent System

AUDIO SYSTEM

- Stereo, FUSION® Apollo RA770 (In Cabin) 12V AM/FM with Bluetooth™, Wi-Fi Audio Streaming; NRX 300 Remote (Helm); 3 Pair of FUSION 6.5" Speakers; 4 Channel 1400w Amplifier

HELM

- Active Trim – Integrated GPS, Speed-based Automatic Engine Trim System
- Alarms, High-Water – Bilge & Cabin
- Compass
- Digital Dash with Mercury® VesselView Link Data (9") (Includes: Simrad G09 (9") Touchscreen Display; Chartplotter with Preloaded Charts; Transducer with Depth, Water Temperature and Fishfinder)
- Emergency Start System – Engines
- Gel Coated Dash
- Horn
- Mercury VesselView® Mobile
- SmartCraft Digital Throttle & Shift (DTS) with Trim Switch
- Steering, Power-Assisted, Tilt Wheel with Wood Accent
- Switch Pads, Illuminated Weatherproof Electronic with ISO Symbols & Dimmer Control
- Tilt & Trim, Power (Sterndrives Only)

ELECTRONICS

- Electronic Circuit, 30 amp
- Simrad RS40 VHF Radio with Antenna

ELECTRICAL SYSTEMS

- Battery Charger/Converter, 120V/60 Cycle
- Battery Switch
- Battery Trays with Mounts
- Breaker Panels, Waterproof – Electronic Interface Modules & Dash Dimmer (Helm & Engine Room)
- Isolator, Galvanic
- Mercathode II
- Panel, DC Main Breaker
- Panel, Main Distribution – AC
- Panel, Main Distribution – DC
- Shore Power, Dual 30 Amp/120V/60 Cycle with 50' Cords & Adapters
- Wiring, Color Coded with Chafe Protection

ENGINE ROOM

- Bilge Pump, 12V Automatic
- Bilge Pumps, 12V Automatic High-Water (1 Bilge, 1 Cabin)
- Blowers, 12V Bilge (2)
- Fire Suppression System – Automatic with Manual Pull
- Insulated & Gel-Coated Engine Room
- Lighting, 12V
- Oil Filters – Remote
- Underwater Exhaust System, Patented (V-Drives Only)

FUEL SYSTEMS

- Evaporative Emissions Fuel System
- Fuel Lines, USCG – Type A-1
- Fuel Tanks, Aluminum with Electric Shutoff Valves & Electric Sending Units

UNDERWATER GEAR

- Propellers, Stainless Steel
- Trim Tabs, Hydraulic
- V-Drives (Optional): Bonding System with Zinc Hull Plate; Propeller Shafts, 1 1/2" Stainless Steel (2) – Aquamet 19; Propellers, Nibral 3-Blade; Rudders – Manganese-Bronze; Seacocks – Engines; Seawater Strainers – Engines; Shaft Logs, Dripless with Extra Seal Carrier Kit; Struts, Manganese-Bronze

WASTE SYSTEM

- Head System (VacuFlush®)
- Holding Tank Level Indicator – MDP
- Holding Tank with Dockside Pump-Out (28 Gallon)
- Sump Box with Pump – Automatic

WATER SYSTEM

- Freshwater Washdown Spigot
- Pressure Water System with 12V Pump
- Shower, Cockpit – Hot & Cold, Stainless Steel
- Water Heater, 120V (6 Gallon) with Exchanger
- Water Inlet, Dockside
- Water Manifold System
- Water Tank (40 Gallon)

STANDARD PROPULSION

- Twin MerCruiser® 6.2L MPI ECT* Bravo Three® with DTS (T-350 hp / 261 kW)

** Non-catalyzed engines available for select international markets. Consult your local dealer for availability.*

OPTIONS & ACCESSORIES

OPTIONAL PROPULSION

TWIN GASOLINE STERNDRIVES

- Twin MerCruiser 6.2L MPI ECT* Bravo Three SeaCore® with DTS (T-350 hp / 261 kW)
- Twin MerCruiser 6.2L MPI ECT* Bravo Three with Axis™ Propulsion** (T-350 hp / 261 kW)
- Twin MerCruiser 6.2L MPI ECT* Bravo Three SeaCore with Axis Propulsion** (T-350 hp / 261 kW)
- Twin MerCruiser 8.2L MAG ECT* Bravo Three X® with DTS (T-380 hp / 283 kW)
- Twin MerCruiser 8.2L MAG ECT* Bravo Three X with Axis Propulsion** (T-380 hp / 283 kW)
- Twin MerCruiser 8.2L MAG ECT* Bravo Three X SeaCore with DTS (T-380 hp / 283 kW)
- Twin MerCruiser 8.2L MAG ECT* Bravo Three X SeaCore with Axis Propulsion** (T-380 hp / 283 kW)

** Non-catalyzed engines available for select international markets. Consult your local dealer for availability.*

*** Axis Propulsion System Includes Axis Control Joystick & SmartCraft Digital Throttle & Shift.*

TWIN GASOLINE V-DRIVES

- Twin MerCruiser 8.2L ECT Horizon® with DTS (T-375 hp / 280 kW)

TWIN DIESEL STERNDRIVES

- Twin Mercury® Diesel TDI 4.2L Bravo Three XR with Axis Propulsion (T-370 hp / 276 kW)

TWIN DIESEL V-DRIVES

- Twin Mercury Diesel TDI 4.2L (T-370 hp / 276 kW)

EXTERIOR COLOR

- Gel Coat, Full Solid Color Hull
- Gel Coat, Colored Hullside

UPHOLSTERY, INTERIOR, SEATING & FLOORING

- Aft Enclosed Stateroom
- Cockpit Vinyl Color – Dune (Tan Base Vinyl with Brown Accent Vinyl)
- Cockpit Vinyl Color – Stone (Grey Base Vinyl with Dark Grey Accent Vinyl)
- Flooring Color: Brown or Grey
- Snap-In Carpet – Cockpit
- Snap In Infinity Woven Vinyl Flooring – Cockpit
- Snap-In SeaDek – Cockpit
- SeaDek Swim Platform Matting (Glue down)
- Teak Flooring – Cockpit and Swim Platform
- Teak Flooring – Extended Swim Platform
- Large Table Option in Salon
- LG Earth Polished
- Mid-stateroom L Shaped Seating
- Pecan Interior Package C
- Prestige Cherry Interior Package A
- Teak Cockpit Table

HARDTOP, TOWERS & CANVAS

- Canvas Color: Black, Marine Midnight Blue or Toast Tweed
- Cockpit Cover
- Fiberglass Hardtop with Extended Sunshade
- Fiberglass Hardtop with Opening Canvas

ELECTRONICS

- Digital Dash with Mercury VesselView Link Data (12") (Includes: Simrad G012 (12") Touchscreen Display; Chartplotter with Preloaded Charts; Transducer with Depth, Water Temperature and Fishfinder)
- Marine Weather
- Premier Audio Upgrade – Combined Cabin & Cockpit (Includes: 4 Pairs of FUSION 6.5" Signature Series Speakers, 2 – 10" Signature Series Subwoofers (Located in Cockpit & V-berth) & 2 – 1600W 5 Channel Amps)
- Sea Ray Connect, Powered by NAUTIC-ON™ (Subscription Required)
- Simrad HAL024 Radar
- SiriusXM® Satellite Receiver (N/A outside North America)
- TV with Remote Blu-Ray™ Player – Mid Cabin
- TV with Remote Blu-Ray™ Player – Cockpit

ADDITIONAL OPTIONS

- 220 V / 50 Cycle Electrical System
- Additional Rod Holders (4 total)
- All Chain Windlass with Galvanized Anchor
- Anchor Washdown System
- Blue or White LED Lighting Package
- Bow Rail, Split
- Bow Thruster
- C E Option Group
- Central Vacuum System – 120v/60
- Central Vacuum System – 220v/50
- Cockpit Built In Grill – 120v/60
- Cockpit Built In Grill – 220v/50
- Cockpit Refrigerator Dual Volt (120v/60-12v)
- Cockpit Refrigerator Dual Volt (220v/50-12v)
- Electric Submersible Swim Platform
- Extended Swim Platform
- Fender Clip System – Quick Connect
- Flagpole with Base & US Flag
- Generator (120v/60) – Diesel
- Generator (120v/60) – Gas
- Generator (220v/50) – Diesel
- Generator (220v/50) – Gas
- Gourmet Station includes Countertop, Stainless Steel Sink & Electric Grill

SUNDANCER® 350



- Gray Water System
- Inverter – 12v To 120v/60 Cycle
- Inverter – 12v To 220v/50 Cycle
- Macerator with Seacock Interlock System
- Opening Portlights
- Remote Controlled 5" Spotlight
- Thru Hull Under Water LED Lights – Blue or White
- VacuFlush Head System with Direct Overboard Discharge (Int'l)
- Windshield with Stainless Steel Top Trim

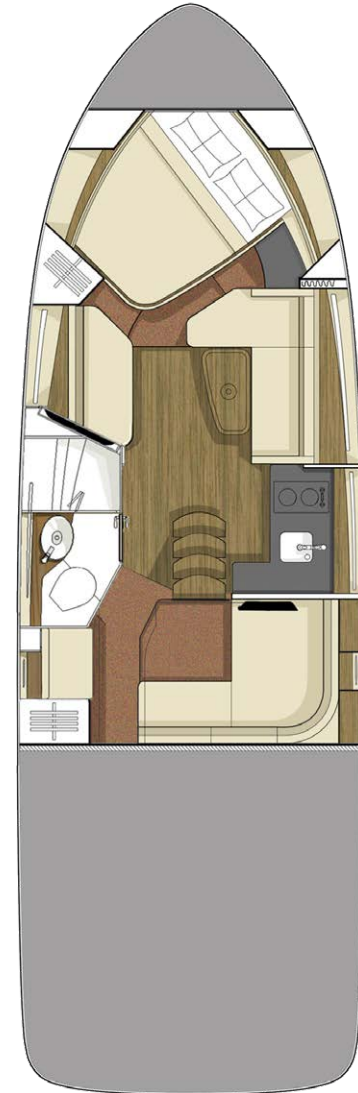
Some features and options may not be available when a boat is built for regions outside North America and/or has CE Certification. Boats ordered with 220V/50 cycle electrical systems will have the appropriate appliances in the corresponding voltage.



COCKPIT



STANDARD CABIN LAYOUT



OPTIONAL CABIN LAYOUT

Shown with mid-berth 'L-shaped' seating (converts to sleeper)

SUNDANCER® 350



Form and function. We're often told we have to pick one. Not so with the Sundancer 350, where stylish aesthetics for the jetsetter and power for the explorer combine in perfect harmony. Drive to the places only your heart knows, and when you arrive, entertain with ease in your gourmet galley. First-class amenities in the cabin stretch from the island-style bed to the gorgeous salon and beyond; in the cockpit, conversation flows with ease. Others say: Choose. Sea Ray says: Why not choose both?



The well-designed, tiered helm station features standard Digital Dash with Mercury® VesselView Link Data with Simrad G09 (9") Touchscreen Display & Chartplotter.



From the deluxe galley with ample storage to the solid-surface countertops and recessed stove, the Sundancer 350 Coupe is fit for a top chef.



The 350 boasts impressive capacity for more entertaining and an integrated, extended swim platform with optional transom gourmet center brings the party right down to the water.



The 350's V-berth comes fully equipped so you can rest easy. The double bed is outfitted with neutral sheets as well as a luxurious memory-foam mattress.



This optional gourmet transom space features a solid surface countertop with electric grill and stainless steel sink.



The luxurious, wood-trimmed mid-berth includes convertible twin beds that convert to a double berth with slide-out base & dedicated filler cushions.

Sea Ray Boats | 800 S. Gay Street, Suite 1200, Knoxville, TN 37929 | searay.com

Note: Not all accessories shown in pictures or described herein are standard equipment or even available as options. Some features and options may not be available when a boat is built for outside North America and/or has CE Certification. Options and features are subject to change without notice. Not all model year boats may contain all the features or meet the specifications described herein. Confirm availability of all accessories and equipment with an authorized Sea Ray dealer prior to purchase. Published in the U.S.A. February 2020 © Sea Ray Boats. 02042020

