

Sea Ray®

290 SELECT EX

2007



SPECIFICATIONS

Overall length	29'6"	8.99 m
Overall length w/optional extended swim platform	32' 2"	9.82 m
Beam	9'8"	2.95 m
Draft		
(sterndrive down)	38"	96.5 cm
(sterndrive up)	23"	58.4 cm
(twin sterndrive down)	35"	88.9 cm
(twin sterndrive up)	24"	61.0 cm
Dry weight	7,700 lbs	3,493 kg
Fuel capacity	130 gal	492.1 L
Water capacity	24 gal	90.8 L
Holding tank	20 gal	75.7 L
Dead rise	21°	21°

The specification measurements are approximations and subject to variance.

HIGHLIGHTS

- Limited Lifetime Structural Warranty on hull and deck
- Mercury Installation Quality Certification – standard 2-year limited engine warranty
- Standard SmartCraft™ Diagnostics
- SmartCraft™ System View available with twin gasoline engine applications
- Optional fiberglass sport spoiler
- Integral swim platform with concealed stainless-steel swim ladder and swim platform storage
- 12V Clarion® AM/FM single CD stereo with amplifier, six speakers and digital cockpit remote control
- Sirius® satellite receiver with antenna, includes 6-months of activation on Sirius Satellite Radio
- Engine hatch with electric lifting system
- Floor storage with lighting and diamond plate flooring
- Lockable enclosed head area with molded fiberglass liner, sink with pullout sprayer, and mirror
- VacuFlush® head system
- Illuminated weatherproof electronic switch pads with ISO symbols
- Standard cockpit/tonneau cover
- Sea Ray Owners Club™ membership

FEATURES AND STANDARD EQUIPMENT

HULL & DECK FEATURES

Bow & Stern Eyes, Stainless Steel
Cleats, Custom Sea Ray® 10" Thru-Bolted - Stainless Steel (6)
Drain Plug, Brass-Threaded - Garboard (2 w/Twin Engines)
Gel Coat, Arctic White
Handrail, Stainless Steel - Transom Light, Stern - Removable
Lights, Navigation - Stainless Steel Resin, High-Performance Vinyl Ester
Rub Rail, PVC w/Stainless-Steel Insert
Ski Tow Eye, Stainless Steel - Flush-Mount
Storage, Anchor w/Hatch
Storage, Swim Platform w/Fiberglass Hatch
Storage, Transom w/Doors
Thru-Hull Fittings, Stainless Steel
Vent System, Engine Compartment - Integral

Windshield, Tempered/Tinted Curved Glass w/Stainless-Steel Frame, Walk-Thru & Stainless-Steel Supports
Windshield Wiper - Starboard

Canvas (Sunbrella®):

Bimini Top w/Boot w/Stainless-Steel Ball & Socket Hardware & Vertical Storage
Cockpit Cover w/Canvas
Storage Bag
Tonneau Cover

Certifications:

Meets Applicable USCG & ABYC Standards
NMMA Certification
Mercury Installation Quality Certification

COCKPIT FEATURES

Armrests, Integral
Beverage Holders (9), Stainless w/Rubber Insert
Carpet Liner, Snap-In
Cooler, Carry-On w/Designated Storage
Dash, Custom Soft-Touch w/Wood-Grain Accents
Door, Bow Block-Off - Acrylic
Door, Center Walk-Thru Transom
Floor Liner, Fiberglass w/Direct Overboard Drainage
Glove Box, Helm
Grab Handles, Stainless Steel
Handrails, Stainless Steel
Hatch, Engine Compartment - Electrically Actuated
Head (VacuFlush®)
Head Compartment, Enclosed w/Fiberglass Lockable Door, Molded Fiberglass Liner w/Sink, Pullout Sprayer, Storage, Medicine Cabinet w/Mirrored Door & Light
Ice Chest, Insulated - Built-In at Bow
Lighting, Indirect
Outlet, 12V Accessory

Stereo, Clarion® 12V AM/FM Single CD & Sirius® Satellite Receiver w/Antenna, MP3 Port, Amplifier, Weatherproof Speakers (6), Digital & Cockpit Remote Control
Storage, Helm Compartment
Storage, In-Floor w/Gas-Assisted Hatch, Lighting & Diamond Plate Flooring
Storage, Side Panels - Bow
Storage, Side Panels - Cockpit
Table, Cockpit
Vinyl, Marine-Grade w/Mildew & UV Protection
Wet Bar w/Sink, Faucet, Stainless-Steel Handrail, Trash Receptacle, & Storage Cabinet w/Bottle Rack Below

Seating:

Bow Rider w/Removable Cushions & Storage Below
Bucket (2) - w/Swivels, Flip-Up
Thigh-Rise Bolsters & Rotocast Shells - Slider on Helm
U-Shaped w/Fiberglass Storage Base & Sun Pad Filler Cushions - Aft

TECHNICAL FEATURES

Helm:

Alarm, High-Water - Bilge
Alarms, Engine - Oil & Water (Audible)
Compass
Horn
Instrument Panel - High-Gloss Burl
Shift & Throttle Lever w/Trim Switch & Lanyard Stop Switch (Dual
Binnacle Controls w/Twin Engines)

SmartCraft™ Diagnostics:
- Instrumentation, Custom Sea Ray SmartCraft w/Low-Glare Blue Night Lighting & Chrome Bezels (Includes: Tachometer, Speedometer, Fuel Level, Oil Pressure, Trim, Water Temperature)
- SmartCraft System Tachometer (Includes: Depth, Engine Alarms/Hour Meter, Fuel Consumption/Usage, Trim Level, Troll Control)

Steering, Power-Assisted Tilt Wheel w/Integrated Vessel Control System™ (VCS) & Wood-Grain Accents
Switch Pads, Illuminated
Weatherproof Electronic w/ISO Symbols & Dimmer Control
Tilt & Trim, Power

Electrical Systems:

Battery Switch, Dual
Battery Trays w/Mounts
Breaker Panels, Waterproof - Electronic Interface Modules (Helm & Engine Room)
Panel, DC Main Breaker
Wiring, Color-Coded w/Chafe Protection

Engine Compartment:

Bilge Pump, 12V Automatic
Bilge Pump, 12V Automatic High-Water
Blowers, 12V Bilge (2)

Fire Suppression System - Automatic w/Manual Pull
Gel-Coated Engine Compartment
Insulated Engine Compartment
Lighting, 12V

Fuel System:

Fuel Lines, USCG - Type A-1
Fuel Tank, Aluminum w/Anti-Siphon Valve & Electric Sending Unit

Water System:

Pressure Water System w/12V Pump
Shower, Transom Pullout Sprayer
Water Tank (24-Gallon)

Waste Systems:

Bilge Pump, 12V Automatic - Sump
Head System (VacuFlush®)
Holding Tank w/Dockside Pump-Out (20-Gallon)

Underwater Gear:

Trim Tabs, Hydraulic

STANDARD PROPULSION

496 Magnum® Bravo III MCM (375 hp - 280 kW)

Propeller, Stainless Steel
Oil Filter - Remote

OPTIONS AND ACCESSORIES

OPTIONAL PROPULSION

Twin Gasoline Sterndrives:

T-5.0L MPI Bravo III MCM* (T-260 hp - 194 kW)
T-350 Magnum MPI Bravo III MCM* (T-300 hp - 224 kW)
T-350 Magnum MPI Horizon Bravo III MCM* (T-300 hp - 224 kW)
T-MX6.2 MPI Bravo III MCM* (T-320 hp - 239 kW)
T-MX6.2 MPI Horizon Bravo III MCM* (T-320 hp - 239 kW)

*Fuel-Injected Engines Std. w/Stainless-Steel Propeller & Remote Oil Filter

Twin Diesel Sterndrives:

T-Volvo D3-160 DPS (T-157 hp - 115 kW)

(SmartCraft™ Systems N/A on Diesel Engine Application)

OPTIONAL PACKAGES

Preferred Option Group w/Canvas Package:

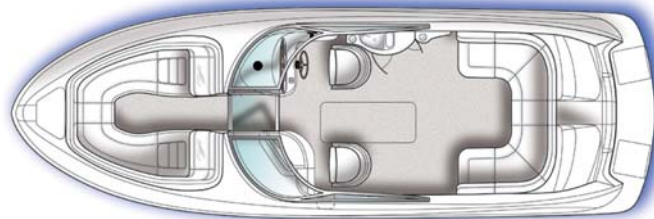
Battery Charger/Converter, 120V/60 Cycle
Shore Power w/50' Cord, Adapter & Main Distribution Panel, 120V
VHF Radio w/4' Fiberglass Antenna & Stainless-Steel Ratchet Mount
Aft Curtain w/Bungee Straps
Front Curtains
Side Curtains

SmartCraft™ System View:

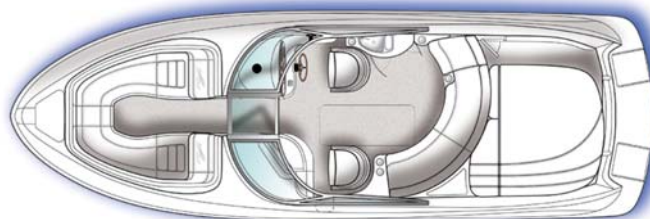
(Replaces System Monitor - Only Available w/Twin Gasoline Engine Applications):
Instrumentation, Custom Sea Ray SmartCraft w/Low-Glare Blue Night Lighting & Chrome Bezels (Includes: Tachometer & Speedometer)
SmartCraft™ System View (Includes: Air & Water Temperature, Combined Fuel Flow/Range, Depth, Engine Alarms/Hour Meters, Engine Synchronizer, GPS Interface, System Maintenance Records)

INDIVIDUAL OPTIONS

- | | |
|---|---|
| Battery Charger | Sport Spoiler, Molded Fiberglass (Seamless) w/Overhead Lighting |
| Battery Charger/Converter, 120V/60 Cycle (Shore Power Must Also Be Ordered) | Spotlight, 5" Remote-Controlled Stereo, Premium Cockpit Sound System, Polk Momo w/6-Disc CD Changer, Upgraded Component Speakers, Amplifiers, Subwoofer & Transom Stereo Remote |
| Boater Safety Kit | Stereo, Remote Control - Additional Unit on Transom |
| CD Changer, 6-Disc | Transom Speakers, Polk Momo (Must Order Premium Cockpit Sound System) |
| Docking Lights | Swim Platform, Extended Table, Bow w/Filler Cushions |
| Exhaust System, Thru-Hull (Corsa™) | VHF Radio w/4' Fiberglass Antenna & Stainless-Steel Ratchet Mount |
| Flagpole w/Base & American Flag | Windlass, Rope/Chain |
| Freshwater Cooling (T5.0L MPI Only) | Storage Cradle |
| Graphics, Two-Tone Gel Coat (Pewter, Blue, Black, Cinnabar, Titanium) | CE Option |
| Gray Water System | |
| Macerator w/Seacock | |
| Interlock System | |
| Refrigerator, 12V (Only Available w/Optional Seating Plan B) | |
| Shore Power, 30 Amp/120V/60 Cycle w/50' Cord, Adapter & Main Distribution Panel | |
| Ski Mirror | |

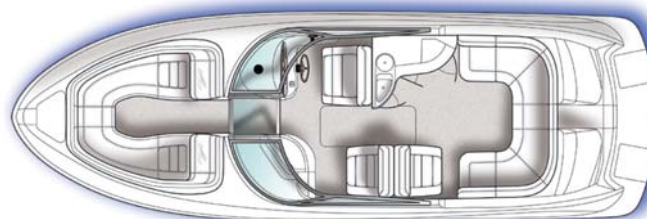


Standard Seating Plan



Optional Seating Plan A

- Seating, Bucket (2) - w/Swivels, Flip-Up Thigh-Rise Bolsters & Rotocast Shells - Slider on Helm
- Seating, Port/Aft Semi-Circular w/Fiberglass Storage Base
- Sun Pad, Aft (Gas-Assisted) w/Fiberglass Storage Base
- (Only Available w/Optional Sport Spoiler)



Optional Seating Plan B:

- Seating, Double Helm w/Flip-Up Thigh-Rise Bolster, & Fiberglass Storage Base
- Seating, Back-to-Back Lounger - Adjustable w/Flip-Up Thigh-Rise Bolster, & Fiberglass Storage Base - Port
- Seating, U-Shaped w/Fiberglass Storage Base & Sun Pad Filler Cushions - Aft
- Wet Bar w/Sink, Faucet, Cooler, Stainless-Steel Beverage Holders, Stainless-Steel Handrail, Trash Receptacle, & Storage Cabinet w/Bottle Rack Below (Replaces Std. Wet Bar)

Sea Ray®

290 SELECT EX

2007

Another Sea Ray that redefines boating. We went all out when we designed this magnificent 290 Select EX. The best components, the best options, the best features including 12V AM/FM/CD stereo with Sirius® Satellite Receiver, stainless-steel windshield, and optional fiberglass spoiler. Additional amenities include optional extended swim platform, bimini top with boot and vertical storage, wet bar with storage and bottle rack, plus lockable head enclosure.



Full function helm features illuminated weatherproof electronic switch pads with ISO symbols in high-gloss burl dash and tilt-steering wheel w/integrated Vessel Control System™ (VCS).



This convenient cockpit refreshment center includes a wet bar with bottle rack, trash bin, and optional refrigerator available with the optional seating plan B.



We've furnished this luxurious bow seating area with executive-class loungers and carpeted storage.



Standard integral swim platform features built-in cooler while optional extended swim platform includes concealed, stainless-steel ladder with integrated grab handle.

Sea Ray Boats, 2600 Sea Ray Blvd., Knoxville, TN 37914. For information call 1-800-SRBOATS or fax 1-636-326-3282. Internet address: <http://www.searay.com>
Note: Not all accessories shown in pictures or described herein are standard equipment or even available as options. Options and features are subject to change without notice. Not all model year boats may contain all the features or meet the specifications described herein. Confirm availability of all accessories and equipment with an authorized Sea Ray dealer prior to purchase. Printed in the U.S.A. June 2006 ©Sea Ray Boats.

PUB081506

